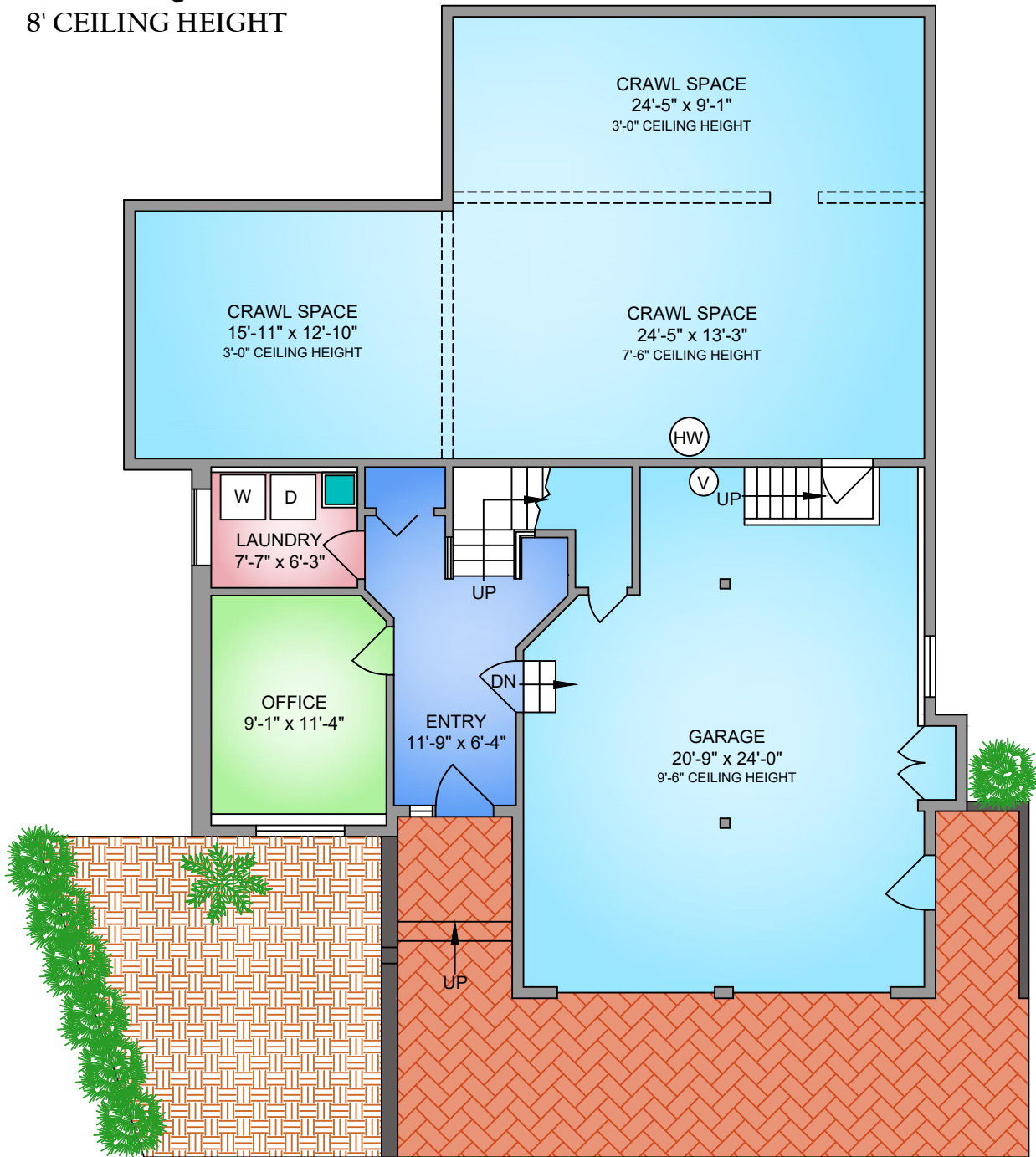


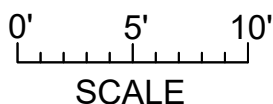
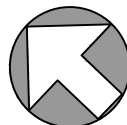
# FIRST FLOOR

377 SQ. FT.

8' CEILING HEIGHT



NORTH



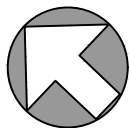
250-884-9753  
matt@propermeasure.com  
www.propermeasure.com

840 ROYAL WOOD PLACE FEBRUARY 11, 2022 PREPARED FOR THE EXCLUSIVE USE OF LISA WILLIAMS PLANS MAY NOT BE 100% ACCURATE, IF CRITICAL BUYER TO VERIFY.				
FLOOR	AREA (SQ. FT.)			
	FINISHED	CRAWL SP.	GARAGE	PATIO
FIRST	377	825	565	-
SECOND	1747	-	-	704
TOTAL	2124	825	565	704

**SECOND FLOOR**  
**1744 SQ. FT.**  
**8' CEILING HEIGHT**



**NORTH**



0' 5' 10'  
**SCALE**

**840 ROYAL WOOD PLACE**  
**FEBRUARY 11, 2022**

PREPARED FOR THE EXCLUSIVE USE OF LISA WILLIAMS  
 PLANS MAY NOT BE 100% ACCURATE, IF CRITICAL BUYER TO VERIFY.

FLOOR	AREA (SQ. FT.)			
	FINISHED	CRAWL SP.	GARAGE	PATIO
FIRST	377	825	565	-
SECOND	1747	-	-	704
<b>TOTAL</b>	<b>2124</b>	<b>825</b>	<b>565</b>	<b>704</b>